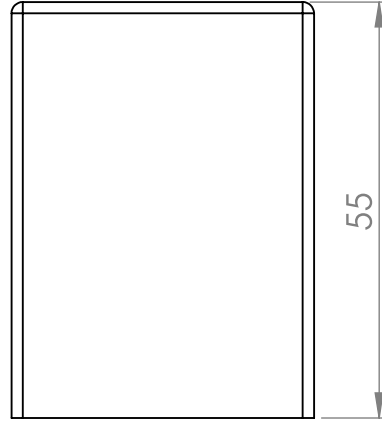


4 3 2 1

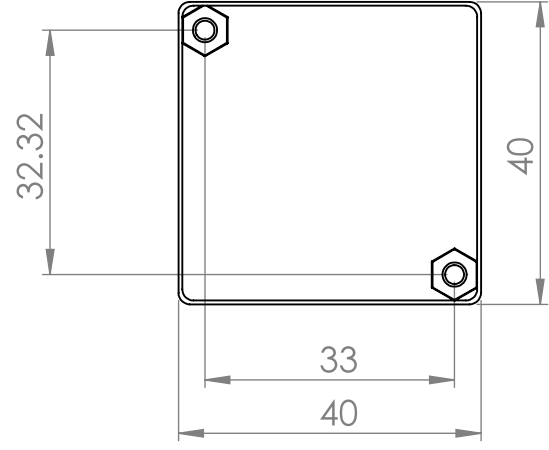
F

F



E

E

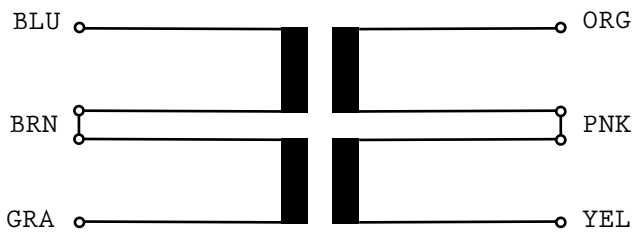


D

D

PULTEC EQP1a IPUT TRANSFORMER 1:1 (600:600)

1:1



C

C

Weight:160g

B

B

UNLESS OTHERWISE SPECIFIED:  
DIMENSIONS ARE IN MILLIMETERS  
SURFACE FINISH:  
TOLERANCES:  
LINEAR:  
ANGULAR:

FINISH:

DEBURR AND  
BREAK SHARP  
EDGES

DO NOT SCALE DRAWING

REVISION

A

A

	NAME	SIGNATURE	DATE
DRAWN			
CHK'D			
APPV'D			
MFG			
Q.A			

TITLE: Pultec EQP1a 1:1

DWG NO. \_\_\_\_\_

MATERIAL: \_\_\_\_\_

WEIGHT: \_\_\_\_\_

SCALE:1:1

SHEET 1 OF 1

A4

4 3 2 1